







Panam By **midas**


RADIAL DESIGNS


M GRIP					
Name	Length (inch)	Base width (mm)	Tread depth (mm)	Base thickness (mm)	Approx. weight (kgs)
10.00 R 20	128	230	13.5	3.5	12.200
10.00 R 20	128	220	13.5	3.5	11.800
10.00 R 20	128	215	13.5	3.5	11.400
10.00 R 20	128	210	13.0	3.5	11.000


M-24					
Name	Length (inch)	Base width (mm)	Tread depth (mm)	Base thickness (mm)	Approx. weight (kgs)
10.00 R 20 LW*	128	220	12.0	3.5	10.300
9.00 R 20*	124	203	12.0	3.0	9.000
235/75 R 17.5*	98	203	12.0	3.0	7.100


M-27					
Name	Length (inch)	Base width (mm)	Tread depth (mm)	Base thickness (mm)	Approx. weight (kgs)
10.00 R 20	128	220	13.5	3.0	12.000
10.00 R 20	128	215	13.5	3.0	11.800


M-31					
Name	Length (inch)	Base width (mm)	Tread depth (mm)	Base thickness (mm)	Approx. weight (kgs)
295/80 R 22.5	128	240	12.0	3.5	12.100

MAXIMUS					
Name	Length (inch)	Base width (mm)	Tread depth (mm)	Base thickness (mm)	Approx. weight (kgs)
10.00 R 20 L.W.	128	230	14.0	3.5	11.900
10.00 R 20 L.W.	128	220	14.0	3.5	11.700
10.00 R 20 L.W.	128	215	14.0	3.5	11.000
10.00 R 20 L.W.	128	210	14.0	3.5	10.700
10.00 R 20	127	205	13.5	3.5	10.200
9.00 R 20	124	194	13.5	3.5	9.900

MTN					
Name	Length (inch)	Base width (mm)	Tread depth (mm)	Base thickness (mm)	Approx. weight (kgs)
10.00 R 20	128	230	14.0	3.5	12.000
10.00 R 20	128	220	13.5	3.5	11.000
10.00 R 20	127	210	13.0	3.5	10.200

MVN					
Name	Length (inch)	Base width (mm)	Tread depth (mm)	Base thickness (mm)	Approx. weight (kgs)
10.00 R 20	128	220	13.0	3.8	11.000

NOVA					
Name	Length (inch)	Base width (mm)	Tread depth (mm)	Base thickness (mm)	Approx. weight (kgs)
10.00 R 20	128	220	12.5	3.5	11.200

Z-LUG					
Name	Length (inch)	Base width (mm)	Tread depth (mm)	Base thickness (mm)	Approx. weight (kgs)
10.00 R 20	128	215	16.0	4.0	13.000
10.00 R 20	127	210	16.0	4.0	12.200
10.00 R 20	127	205	14.0	3.0	10.500
9.00 R 20 M.W.	124	195	14.0	3.5	10.300
9.00 R 20	124	190	15.0	3.5	10.300
8.25 R 20	118	177	13.0	3.5	8.200
8.25 R 16	103	177	13.0	3.5	7.300

*Coming Soon

NYLON DESIGNS

AJAX					
Name	Length (inch)	Base width (mm)	Tread depth (mm)	Base thickness (mm)	Approx. weight (kgs)
10.00 x 20	127	205	12.0	3.5	10.300
8.25 x 20 L.W.	118	165	11.0	3.0	7.100
8.25 x 16 L.W.	103	165	11.0	3.0	6.200
7.50 x 16 L.W.	99	156	11.0	3.0	5.600

ARYA					
Name	Length (inch)	Base width (mm)	Tread depth (mm)	Base thickness (mm)	Approx. weight (kgs)
10.00 x 20	128	220	15.5	4.0	12.600
10.00 x 20	128	210	15.5	4.0	12.000

GPZH					
Name	Length (inch)	Base width (mm)	Tread depth (mm)	Base thickness (mm)	Approx. weight (kgs)
10.00 x 20 LW	130	240	15.0	4.0	13.800
12.00 x 24	147	230	20.0	4.0	18.300
11.00 x 20	133	230	20.0	4.0	16.600
10.00 x 20	130	230	20.0	4.0	16.200
10.00 x 20	130	215	19.0	4.0	14.100

M-11					
Name	Length (inch)	Base width (mm)	Tread depth (mm)	Base thickness (mm)	Approx. weight (kgs)
10.00 x 20	127	205	12.5	3.5	10.200

MERCURY					
Name	Length (inch)	Base width (mm)	Tread depth (mm)	Base thickness (mm)	Approx. weight (kgs)
8.25 x 20	118	170	11.0	3.0	7.300
8.25 x 16	103	170	11.0	3.0	6.300


MINES SUPER					
Name	Length (inch)	Base width (mm)	Tread depth (mm)	Base thickness (mm)	Approx. weight (kgs)
9.00 x 20	124	190	15.0	3.5	10.500
8.25 x 20	118	175	13.5	3.5	8.600
8.25 x 16	103	175	13.5	3.5	7.500
7.50 x 16	99	160	13.0	3.5	6.100


M-RIB					
Name	Length (inch)	Base width (mm)	Tread depth (mm)	Base thickness (mm)	Approx. weight (kgs)
10.00 x 20	128	210	13.0	3.5	11.400
9.00 x 20	124	194	13.5	3.5	10.400
8.25 x 20	118	175	12.5	3.0	8.200
8.25 x 16	103	175	12.5	3.0	7.100
7.50 x 16	99	160	11.0	3.0	5.700
7.50 x 16	99	150	11.0	3.0	5.400
7.00 x 16	95	150	11.0	3.0	5.200
7.00 x 15	93	150	11.0	3.0	5.100


M-TITAN					
Name	Length (inch)	Base width (mm)	Tread depth (mm)	Base thickness (mm)	Approx. weight (kgs)
12.00 x 24	147	240	13.0	4.0	14.400
12.00 x 24	144	240	13.0	4.0	14.100
11.00 x 20	133	240	13.0	4.0	13.100
11.00 x 20	133	230	13.0	4.0	12.400
10.00 x 20	130	230	13.0	4.0	12.200
10.00 x 20	128	230	13.0	4.0	12.100
10.00 x 20	130	220	16.0	4.0	13.600
10.00 x 20	128	220	16.0	4.0	13.400
10.00 x 20	128	210	14.5	3.5	11.400
10.00 x 20	128	205	14.0	3.5	11.200

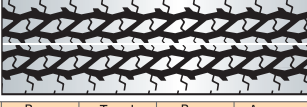
SEMI LUG					
Name	Length (inch)	Base width (mm)	Tread depth (mm)	Base thickness (mm)	Approx. weight (kgs)
10.00 x 20 L.W.	127	205	12.5	3.5	10.400
7.50 x 16 L.W.	99	150	11.0	3.0	5.100


NYLON DESIGNS


LUG MASTER					
Name	Length (inch)	Base width (mm)	Tread depth (mm)	Base thickness (mm)	Approx. weight (kgs)
10.00 x 20	128	210	15.0	4.0	13.100
10.00 x 20	127	208	13.5	3.5	11.200
9.00 x 20 L.W.	124	190	13.5	3.5	10.000
8.25 x 20	118	175	11.0	3.5	7.400
8.25 x 16	103	175	11.0	3.5	6.400
7.00 x 15	93	150	11.0	3.0	4.800


LSL					
Name	Length (inch)	Base width (mm)	Tread depth (mm)	Base thickness (mm)	Approx. weight (kgs)
8.25 x 20	118	170	18.0	4.0	10.400
8.25 x 16	103	170	18.0	4.0	9.100
7.50 x 16	99	170	18.0	4.0	8.700
7.00 x 15	93	170	18.0	4.0	8.200
7.50 x 16	99	160	15.5	4.0	7.200
7.00 x 15	93	160	15.5	4.0	6.800


SLM					
Name	Length (inch)	Base width (mm)	Tread depth (mm)	Base thickness (mm)	Approx. weight (kgs)
MARUTI / ACE	66	120	10.0	3.0	2.500


PICKUP					
Name	Length (inch)	Base width (mm)	Tread depth (mm)	Base thickness (mm)	Approx. weight (kgs)
7.00 x 15	93	145	11.0	3.0	4.500


PCM					
Name	Length (inch)	Base width (mm)	Tread depth (mm)	Base thickness (mm)	Approx. weight (kgs)
MARUTI / ACE	66	125	7.0	2.5	1.800

TRACK MASTER					
Name	Length (inch)	Base width (mm)	Tread depth (mm)	Base thickness (mm)	Approx. weight (kgs)
10.00 x 20 L.W.	128	215	14.0	3.5	11.700
10.00 x 20 M.W.	127	205	12.5	3.0	10.100
9.00 x 20 M.W.	124	195	14.0	3.5	10.500
8.25 x 20	118	170	13.0	3.0	7.600
8.25 x 16	103	170	13.0	3.0	6.600
7.50 x 16	99	158	12.2	3.3	6.000
7.50 x 16 L.W.	99	150	11.5	3.0	5.400

MSN					
Name	Length (inch)	Base width (mm)	Tread depth (mm)	Base thickness (mm)	Approx. weight (kgs)
7.50 x 16	99	158	11.5	3.5	5.800

R-4					
Name	Length (inch)	Base width (mm)	Tread depth (mm)	Base thickness (mm)	Approx. weight (kgs)
CAR	87	173	11.0	3.0	4.800
CAR	90	145	10.0	3.0	3.800

SRM					
Name	Length (inch)	Base width (mm)	Tread depth (mm)	Base thickness (mm)	Approx. weight (kgs)
7.00 x 15	93	145	10.5	3.0	4.700
DOST	82	145	10.5	3.0	4.100

AUTO					
Name	Length (inch)	Base width (mm)	Tread depth (mm)	Base thickness (mm)	Approx. weight (kgs)
4.00 x 8	100	84	8.0	2.6	2.200



Midas Marketing Building
Varissery Junction
Mariathuruthu P.O.
Kottayam 686 017, Kerala

Tel: +91-481-2561215
E-mail: sales@midastreads.com
Website: www.midas.co.in